

Primary Options *for* Acute Care

Counties Manukau



Monthly Report

January 2012

Prepared by: Deanna Williams on behalf of Clinical Assessments Limited

Contents

Project Details.....	3
Terms of reference.....	3
Executive Report.....	4
Monthly Referrals Chart.....	5
Monthly referrals and moving annual totals.....	6
YTD Diagnosis Comparison.....	7
YTD Diagnosis.....	8
Middlemore Hospital Referrals YTD.....	9
Middlemore Hospital Referrals by Diagnosis YTD.....	10
Referrals by Ethnicity YTD/LYTD compared with CMDHB Population.....	11
Monthly and YTD Reports.....	12

Project Details

Title:	Primary Options for Acute Care
Date:	9 th February 2012
To:	Counties Manukau District Health Board and Primary Health Organisations
Contractor:	Clinical Assessments Limited
Service Manager:	Deanna Williams
Clinical Director:	Dr Campbell Brebner

Terms of reference

The purpose of this report is to provide relevant data on referrals to the Primary Options for Acute Care service in relation to the Key Performance Indicators as set in the contract between Counties Manukau District Health Board (CMDHB) and Clinical Assessments Limited.

This report is provided to CMDHB and PHO groups.

This report outlines referral data for the period **January 2012** and year to date (being **1 July 2011 to 31 January 2012**)

All information obtained is based on completed referral data as provided by the referrer to the service and entered into the Primary Options for Acute Care database.

Executive Report

Primary Options for Acute Care Counties Manukau Executive Report January 2012

MONTHLY REFERRALS

	2011/2012			2010/2011			
	Referrals	Avg Cost	% Managed	Referrals	Avg Cost	% Managed	% Variance
July	803	\$ 245.30	89%	637	\$ 245.05	86%	26%
August	818	\$ 255.37	89%	759	\$ 241.65	85%	8%
September	1033	\$ 245.98	89%	684	\$ 251.00	86%	51%
October	856	\$ 228.43	89%	646	\$ 248.56	88%	33%
November	882	\$ 232.72	87%	713	\$ 262.34	86%	24%
December	768	\$ 247.07	89%	589	\$ 265.27	89%	30%
January	728	\$ 232.19	89%	587	\$ 280.27	87%	24%
February							
March							
April							
May							
June							

TOTAL REFERRALS YTD (includes GP and Hospital Referrals)

	2011/2012 YTD	2010/2011 LYTD	Variance
Referrals processed	5888	4615	28%
Managed without admission	89%	87%	2%
Average cost per referral (excl gst)	\$ 241.07	\$ 259.03	-7%
Average referrals per month	841	659	28%

GP/ST JOHN REFERRALS YTD

	2011/2012 YTD	2010/2011 LYTD
Referrals processed	5,622	4444
Managed without admission	90%	82%
Average cost per referral (excl gst)	\$ 236.52	\$ 255.62
Average referrals per month	803	635

HOSPITAL REFERRALS YTD

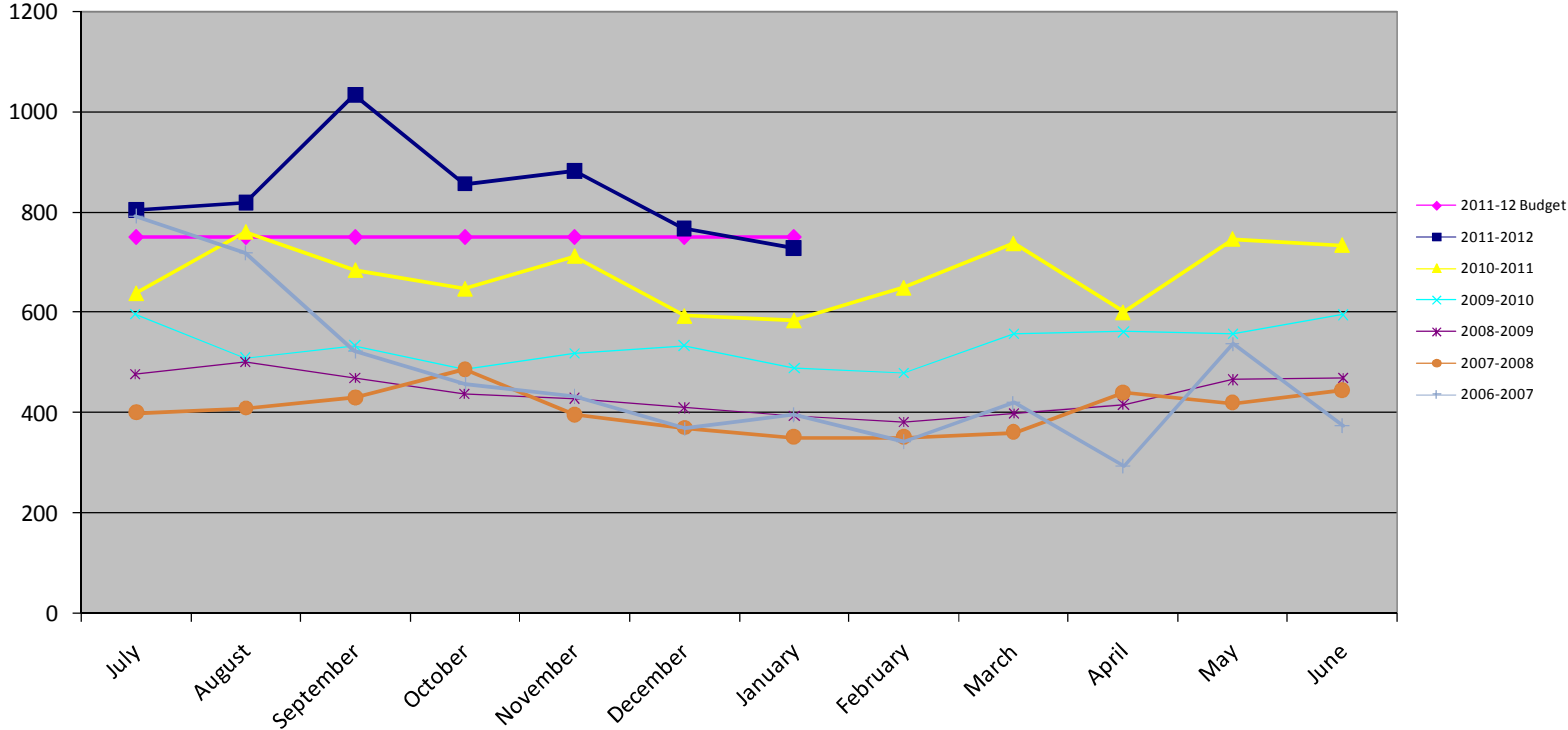
	2011/2012 YTD	2010/2011 LYTD
Referrals by ED	117	87
Referrals by Wards	149	84
Total Referrals Received	266	171
Managed without re-admission	94%	97%
Average Cost per referral (INCL GST)	\$ 337.28	\$ 416.27

YTD CLINICAL COST vs BUDGET (INCL GST)

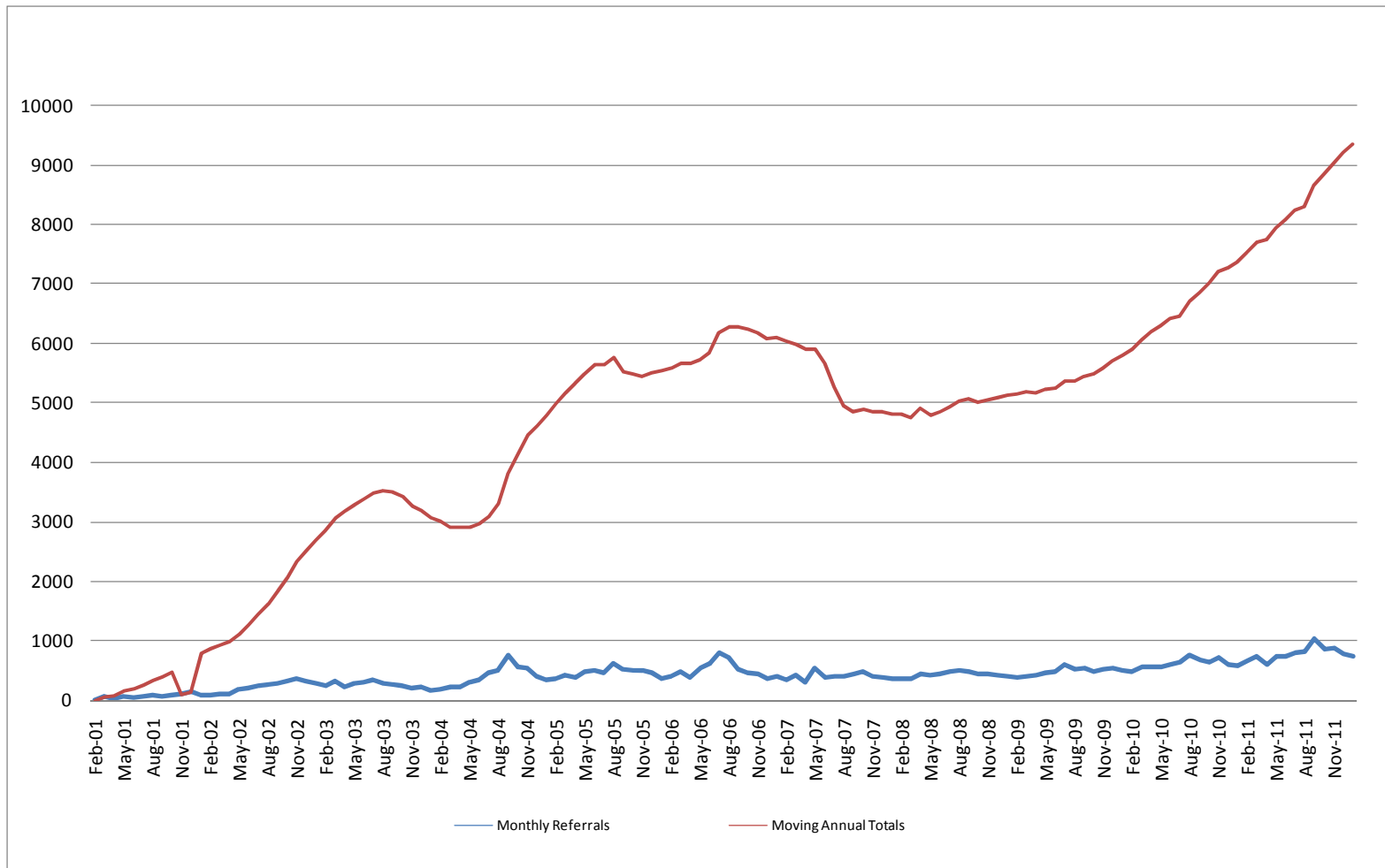
	Budget	Actual	Variance	% Variance
Referrals Processed	5544	5888	344	6%
Cost Per Referral	\$ 253.00	\$ 241.07	-\$ 11.93	-5%
Saved Admissions %	85%	89%		5%
Saved Admissions	4712	5240	528	11%
Cost Of Saved Admissions	\$ 297.65	\$ 270.87	-\$ 26.78	-9%
Total Clinical Cost	\$ 1,402,632.00	\$ 1,419,420.16	\$ 16,788.16	1%

*This report includes provisional data and is dependent receipt of all invoices, referrals and outcomes

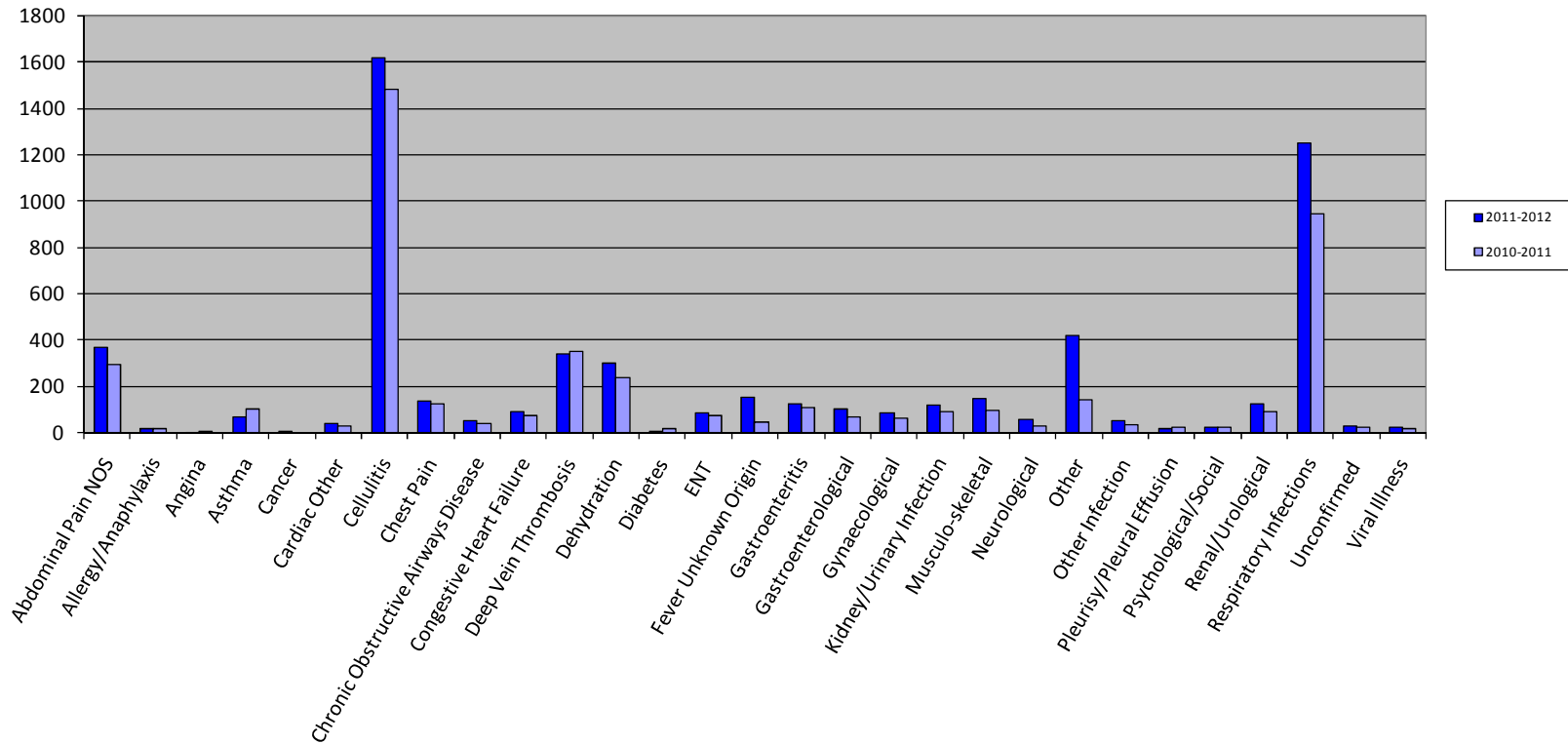
Monthly Referrals Chart



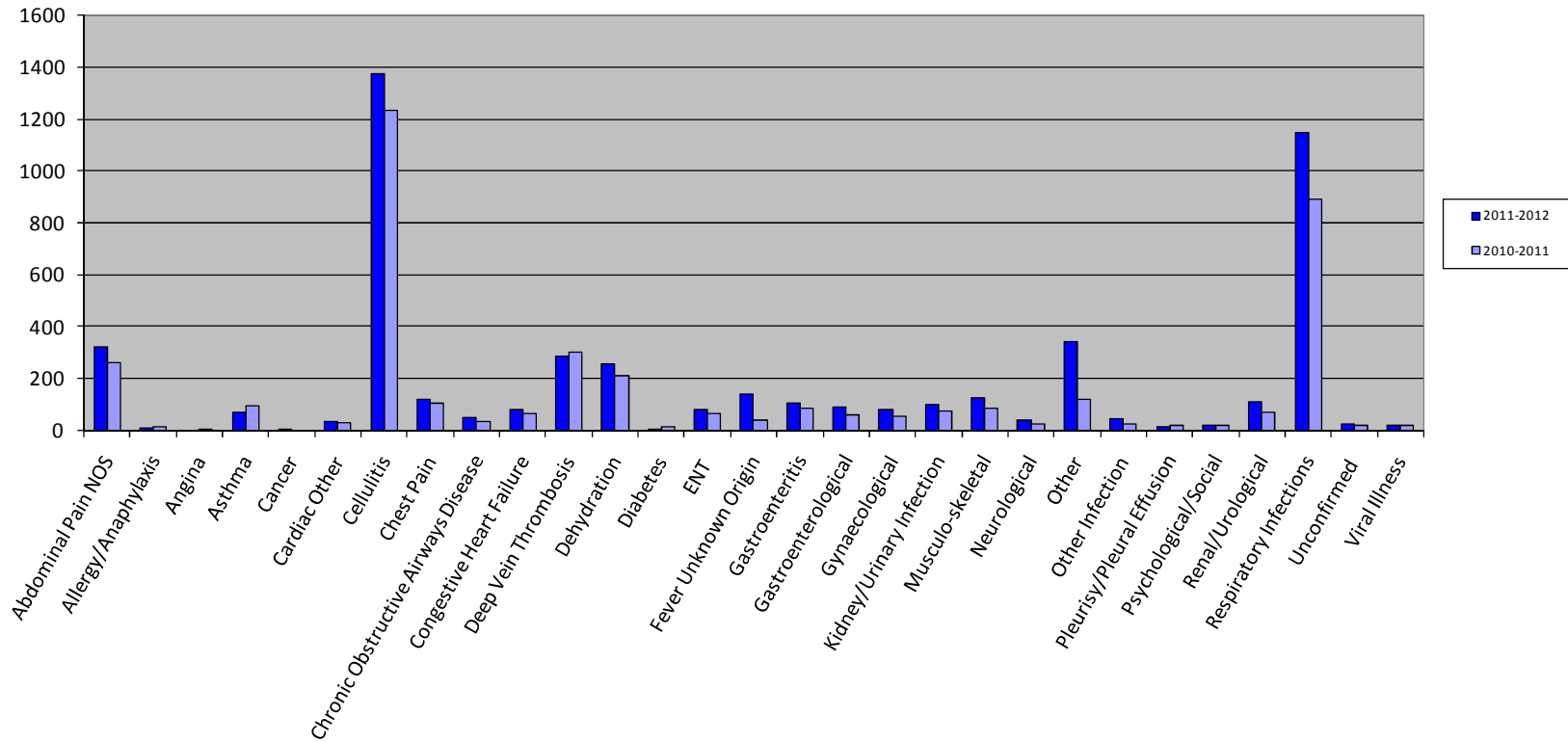
Monthly referrals and moving annual totals



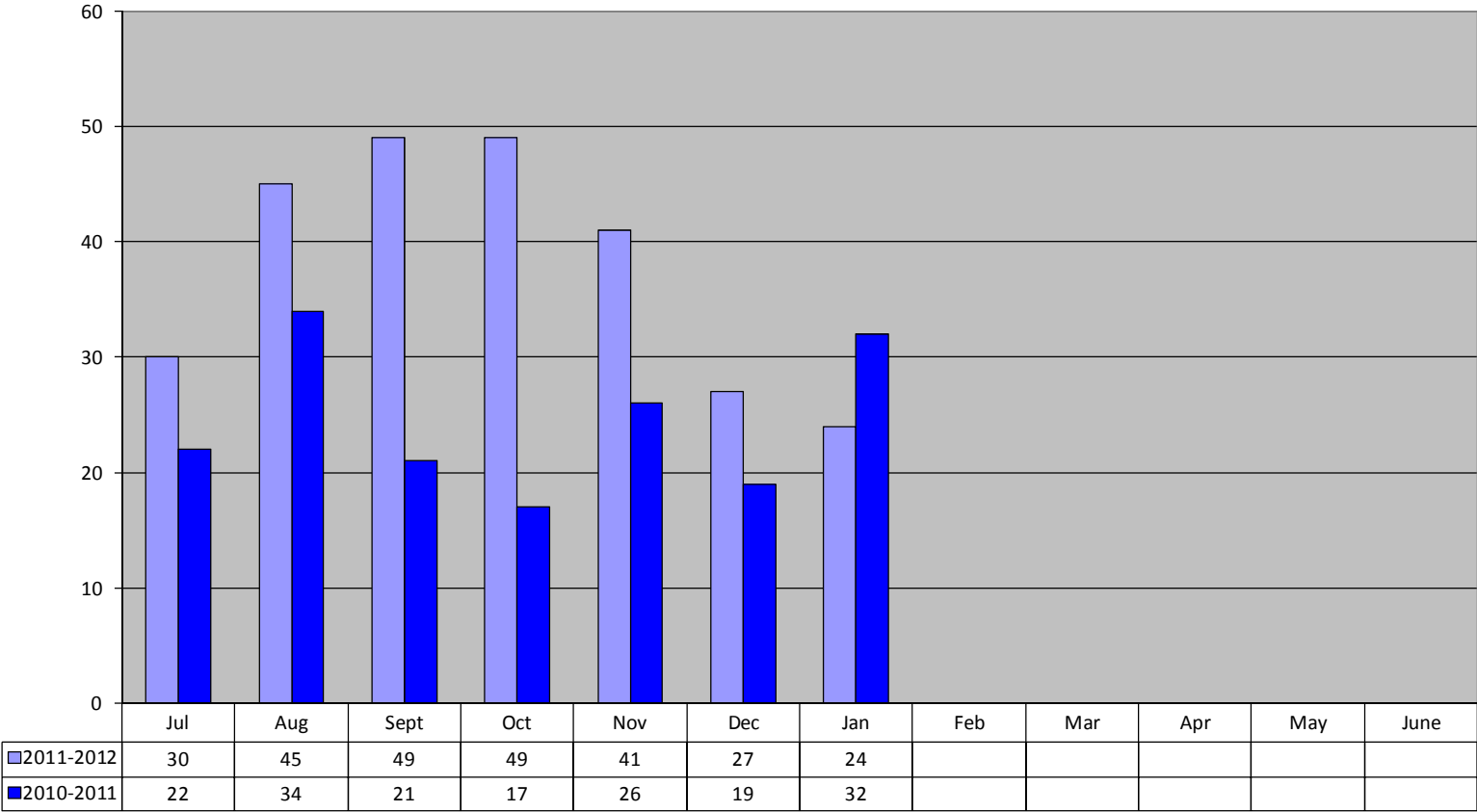
YTD Diagnosis Comparison



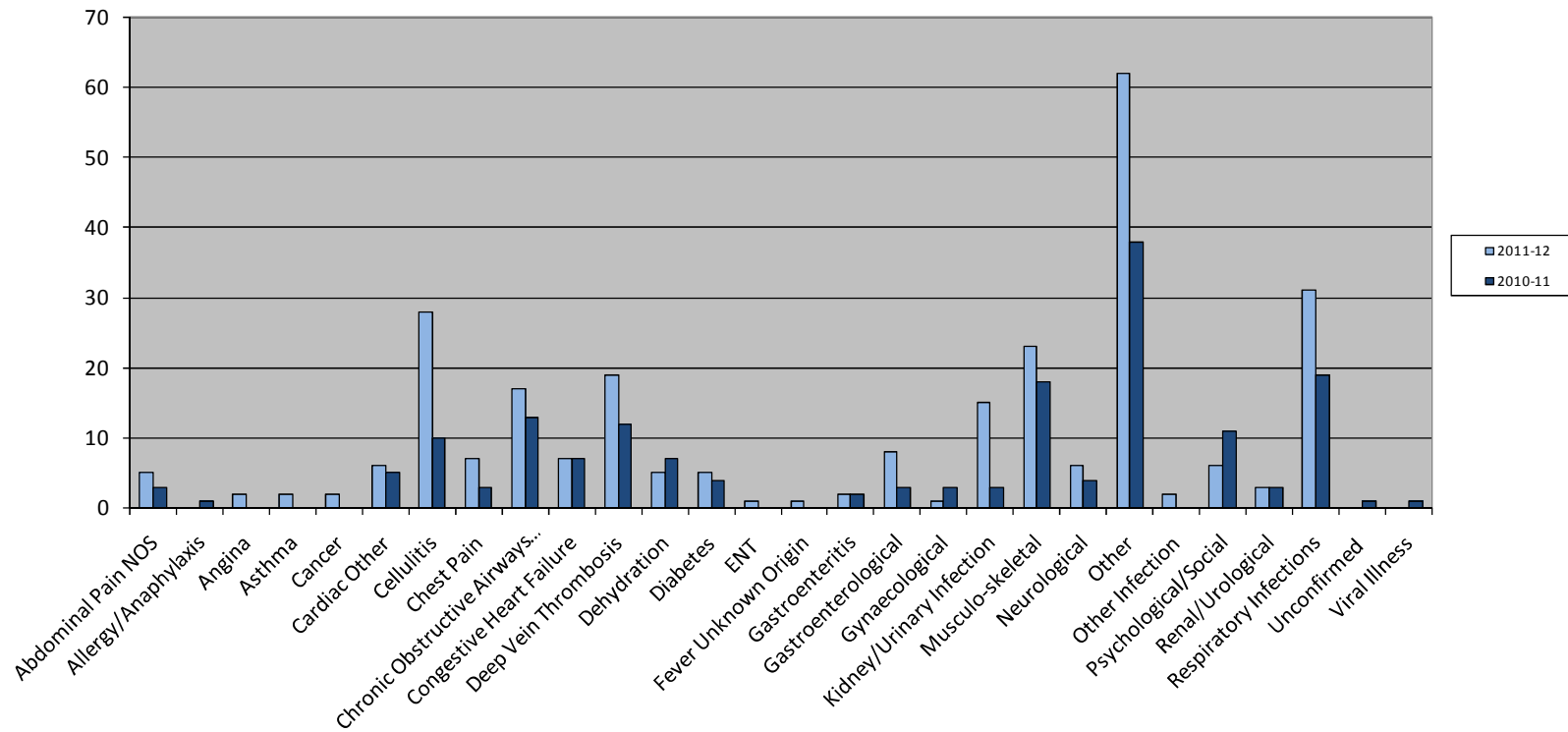
YTD Diagnosis



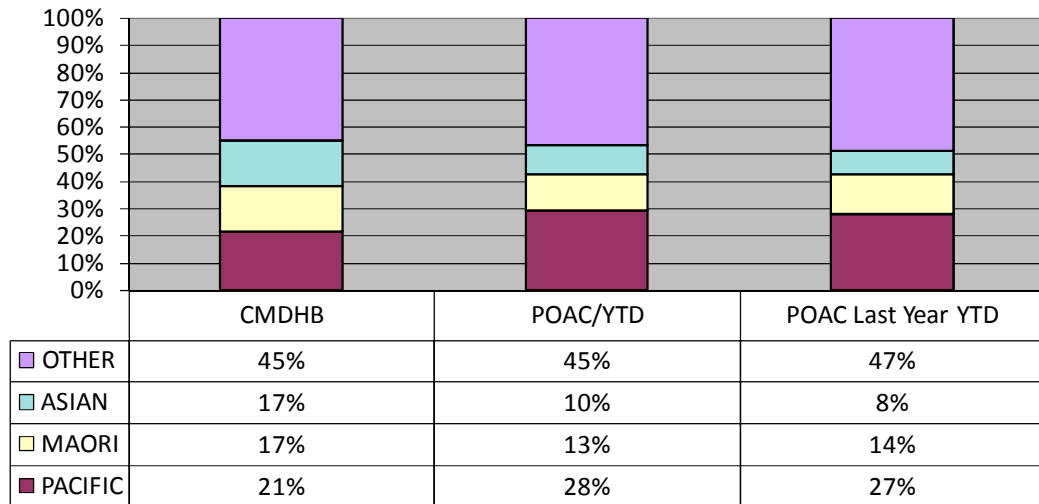
Middlemore Hospital Referrals YTD



Middlemore Hospital Referrals by Diagnosis YTD



Referrals by Ethnicity YTD/LYTD compared with CMDHB Population
















Note: These figures are based on the date the referral was initiated and do not include unstated ethnic groups.

PRIMARY OPTIONS FOR ACUTE CARE - COUNTIES (POAC)

Period: 01 Jan 2012 to 31 Jan 2012

Generated at: Thu Feb 09 14:23:29 +1300 2012

Referrals Trends



















2011-1	587	
2011-2	650	
2011-3	733	
2011-4	593	
2011-5	739	
2011-6	728	
2011-7	803	
2011-8	818	
2011-9	1033	
2011-10	856	
2011-11	882	
2011-12	768	
2012-1	728	

PRIMARY OPTIONS FOR ACUTE CARE - COUNTIES (POAC)



Period: 01 Jan 2012 to 31 Jan 2012

Generated at: Thu Feb 09 14:23:29 +1300 2012

Referrals By Provisional Diagnosis

Cellulitis	240	33%	
Respiratory Infections	98	13%	
Other	69	9%	
Deep Vein Thrombosis	55	8%	
Dehydration	42	6%	
Abdominal Pain NOS	41	6%	
Musculo-skeletal	24	3%	
Gastroenteritis	23	3%	
Kidney/Urinary Infection	21	3%	
Renal/Urological	15	2%	
Fever Unknown Origin	13	2%	
Neurological	13	2%	
Chest Pain	12	2%	
Gastroenterological	11	2%	
Gynaecological	10	1%	
Congestive Heart Failure	8	1%	
Other Infection	7	1%	
Allergy/Anaphylaxis	6	1%	
ENT	3	0%	
Psychological/Social	3	0%	
Unconfirmed	3	0%	
Asthma	2	0%	
Cancer	2	0%	
Cardiac Other	2	0%	
Chronic Obstructive Airways Disease	2	0%	
Viral Illness	2	0%	
Pleurisy/Pleural Effusion	1	0%	
Total	728		

Referrals by Outcome Result





Managed successfully in Primary Care	452	89%	
Admitted to Hospital	58	11%	
Total	510		

PRIMARY OPTIONS FOR ACUTE CARE - COUNTIES (POAC)






Period: 01 Jan 2012 to 31 Jan 2012

Generated at: Thu Feb 09 14:23:29 +1300 2012



















Referrals By Initiator

GP	643	88%	
St John	60	8%	
Hosp Ward	15	2%	
Hosp ED	10	1%	
Total	728		

Referrals By Age

00..15	63	9%	
16..40	245	34%	
41..60	207	28%	
61..70	77	11%	
71+	136	19%	
Total	728		

Referrals By Age (5y)







00..04	26	4%	
05..09	9	1%	
10..14	18	2%	
15..19	48	7%	
20..24	42	6%	
25..29	52	7%	
30..34	46	6%	
35..39	54	7%	
40..44	66	9%	
45..49	45	6%	
50..54	54	7%	
55..59	44	6%	
60..64	54	7%	
65..69	29	4%	
70..74	33	5%	
75..79	35	5%	
80..84	37	5%	
85+	36	5%	
Total	728		

PRIMARY OPTIONS FOR ACUTE CARE - COUNTIES (POAC)










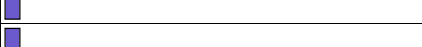










Period: 01 Jan 2012 to 31 Jan 2012

Generated at: Thu Feb 09 14:23:29 +1300 2012

Referrals By Ethnicity

European	320	44%	
Pacific Islands	196	27%	
Asian	86	12%	
Maori	77	11%	
(unknown)	29	4%	
Other	20	3%	
Total	728		

Referrals By Final Diagnosis

Cellulitis	205	39%	
Other	68	13%	
Respiratory Infections	56	11%	
Dehydration	39	8%	
Musculo-skeletal	25	5%	
Gastroenteritis	22	4%	
Abdominal Pain NOS	15	3%	
Kidney/Urinary Infection	13	3%	
Gastroenterological	9	2%	
Fever Unknown Origin	7	1%	
Gynaecological	7	1%	
Neurological	7	1%	
Renal/Urological	7	1%	
Allergy/Anaphylaxis	6	1%	
Chest Pain	6	1%	
Deep Vein Thrombosis	5	1%	
ENT	5	1%	
Other Infection	4	1%	
Congestive Heart Failure	3	1%	
Viral Illness	3	1%	
Asthma	2	0%	
Chronic Obstructive Airways Disease	2	0%	
Cancer	1	0%	
Pleurisy/Pleural Effusion	1	0%	
Unconfirmed	1	0%	
Total	519		

PRIMARY OPTIONS FOR ACUTE CARE - COUNTIES (POAC)

Period: 01 Jan 2012 to 31 Jan 2012

Generated at: Thu Feb 09 14:23:29 +1300 2012

Referrals By Provisional Diagnosis and Age

	00..15	16..40	41..60	61..70	71+	Total
Cellulitis	11	105	77	22	25	240
Dehydration	2	26	8	0	6	42
Respiratory Infections	17	19	24	15	23	98
Deep Vein Thrombosis	0	3	17	13	22	55
Other	13	19	13	4	20	69
Abdominal Pain NOS	2	16	15	5	3	41
Gastroenteritis	2	12	5	0	4	23
Fever Unknown Origin	10	1	2	0	0	13
Gynaecological	0	9	1	0	0	10
Kidney/Urinary Infection	0	6	9	1	5	21
Musculo-skeletal	2	6	8	1	7	24
Chest Pain	0	2	6	3	1	12
Congestive Heart Failure	0	0	1	1	6	8
Renal/Urological	0	4	6	4	1	15
Neurological	0	5	4	2	2	13
Gastroenterological	0	4	2	2	3	11
Allergy/Anaphylaxis	1	3	2	0	0	6
Other Infection	1	3	1	1	1	7
ENT	0	2	1	0	0	3
Psychological/Social	0	0	0	1	2	3
Unconfirmed	1	0	2	0	0	3
Asthma	0	0	0	1	1	2
Cancer	0	0	1	0	1	2
Cardiac Other	0	0	1	0	1	2
Chronic Obstructive Airways Disease	0	0	0	1	1	2
Pleurisy/Pleural Effusion	0	0	1	0	0	1
Viral Illness	1	0	0	0	1	2
Total	63	245	207	77	136	728

PRIMARY OPTIONS FOR ACUTE CARE - COUNTIES (POAC)

Period: 01 Jan 2012 to 31 Jan 2012

Generated at: Thu Feb 09 14:23:29 +1300 2012

Referrals By Provisional Diagnosis and Ethnicity


















	1 - European	2 - Maori	3 - Pacific Islands	4 - Asian	5 - Other	[unknown]	Total
Cellulitis	77	26	110	15	6	6	240
Other	40	11	8	5	3	2	69
Respiratory Infections	40	12	25	13	2	6	98
Deep Vein Thrombosis	31	6	6	7	2	3	55
Dehydration	18	2	11	9	0	2	42
Abdominal Pain NOS	17	3	8	10	2	1	41
Musculo-skeletal	17	2	2	0	0	3	24
Kidney/Urinary Infection	13	2	2	3	1	0	21
Gastroenteritis	12	3	8	0	0	0	23
Renal/Urological	9	1	0	3	1	1	15
Neurological	8	0	1	4	0	0	13
Chest Pain	7	1	1	0	1	2	12
Gastroenterological	7	2	0	1	1	0	11
Fever Unknown Origin	1	2	5	5	0	0	13
Congestive Heart Failure	4	1	1	1	0	1	8
Gynaecological	4	1	1	3	1	0	10
Allergy/Anaphylaxis	2	0	1	3	0	0	6
Other Infection	3	1	1	2	0	0	7
ENT	1	0	2	0	0	0	3
Viral Illness	2	0	0	0	0	0	2
Asthma	1	0	0	0	0	1	2
Cancer	1	0	1	0	0	0	2
Cardiac Other	1	0	0	1	0	0	2
Chronic Obstructive Airways Disease	1	0	1	0	0	0	2
Pleurisy/Pleural Effusion	1	0	0	0	0	0	1
Psychological/Social	1	0	1	0	0	1	3
Unconfirmed	1	1	0	1	0	0	3
Total	320	77	196	86	20	29	728

PRIMARY OPTIONS FOR ACUTE CARE - COUNTIES (POAC)







Period: 01 Jan 2012 to 31 Jan 2012

Generated at: Thu Feb 09 14:23:29 +1300 2012

Admissions By Final Diagnosis (chart as % of referrals)

Cellulitis	26	13%	
Deep Vein Thrombosis	5	100%	
Abdominal Pain NOS	4	26%	
Other	4	5%	
Respiratory Infections	4	7%	
Dehydration	3	7%	
Gastroenterological	2	22%	
Allergy/Anaphylaxis	1	16%	
Asthma	1	50%	
Congestive Heart Failure	1	33%	
Gastroenteritis	1	4%	
Gynaecological	1	14%	
Kidney/Urinary Infection	1	7%	
Musculo-skeletal	1	4%	
Neurological	1	14%	
Other Infection	1	25%	
Renal/Urological	1	14%	
Cancer	0	0%	
Chest Pain	0	0%	
Chronic Obstructive Airways Disease	0	0%	
ENT	0	0%	
Fever Unknown Origin	0	0%	
Pleurisy/Pleural Effusion	0	0%	
Unconfirmed	0	0%	
Viral Illness	0	0%	

Admissions By Ethnicity (chart as % of referrals)


European	31	9%	
Pacific Islands	12	6%	
Asian	7	8%	
Maori	6	7%	
(unknown)	1	3%	
Other	1	5%	

PRIMARY OPTIONS FOR ACUTE CARE - COUNTIES (POAC)

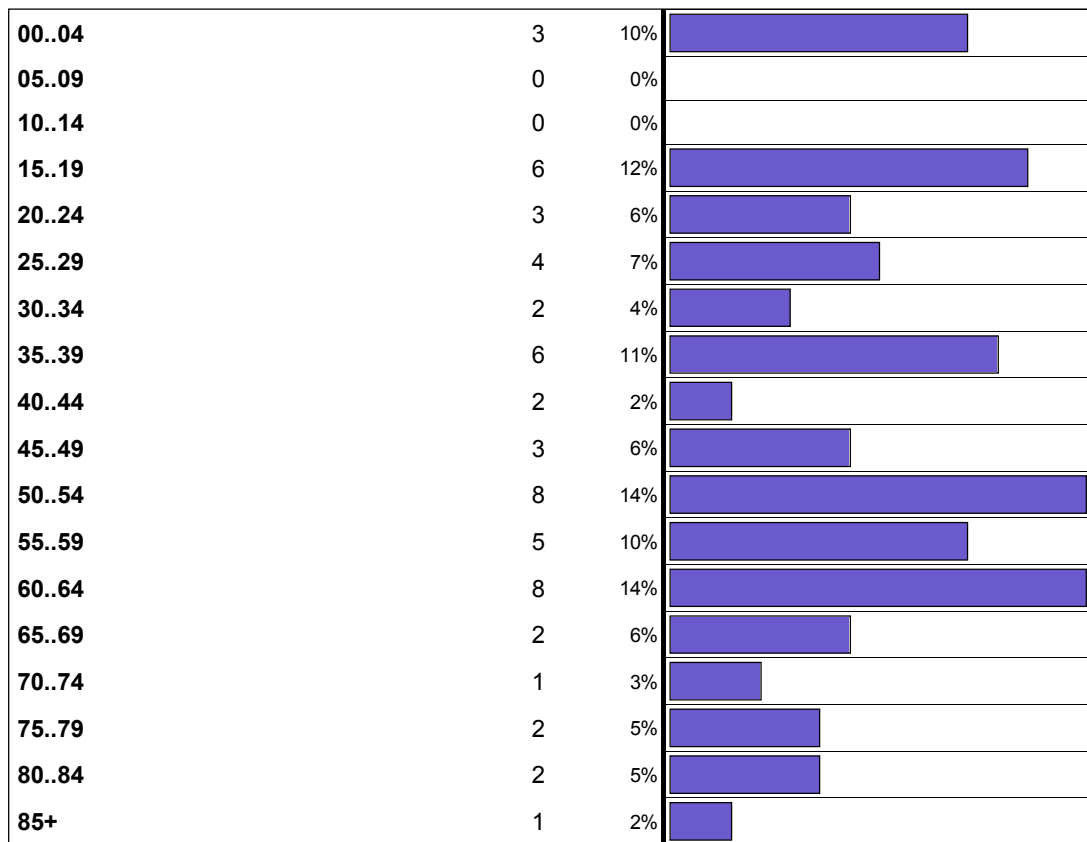
Period: 01 Jan 2012 to 31 Jan 2012

Generated at: Thu Feb 09 14:23:29 +1300 2012

Admissions By Age (chart as % of referrals)



Admissions By Age (5y) (chart as % of referrals)



PRIMARY OPTIONS FOR ACUTE CARE - COUNTIES (POAC)

Period: 01 Jan 2012 to 31 Jan 2012

Generated at: Thu Feb 09 14:23:29 +1300 2012

Referrals With Diagnostic Procedure (chart as % of referrals)


















Chest Xray	105	14%	
DVT Doppler Ultrasound	57	7%	
Abdominal Ultrasound	23	3%	
Pelvic Ultrasound	17	2%	
Abdominal Xray	14	1%	
Musculoskeletal Xray	12	1%	
Renal/Kidney Ultrasound	11	1%	
ECG	10	1%	
Musculoskeletal Ultrasound	7	0%	
Soft Tissue Ultrasound	6	0%	
Testicular Ultrasound	6	0%	
CT Scan	5	0%	
Carotid Doppler Ultrasound	3	0%	
Ultrasound Other	2	0%	
Portable Xray	1	0%	

PRIMARY OPTIONS FOR ACUTE CARE - COUNTIES (POAC)

Period: 01 Jan 2012 to 31 Jan 2012

Generated at: Thu Feb 09 14:23:29 +1300 2012

Services (where invoiced in period)

Administration Fee	492	20%	
GP Consultation	392	16%	
Cellulitis IV ABs Day 1 (incl ABs)	204	8%	
Cellulitis IV ABs Day 2/3/4 (incl ABs)	324	13%	
Consumables/IV/Drugs	186	8%	
Nurse Surgery Visit	180	7%	
Chest Xray	105	4%	
Practice Room Observation	130	5%	
DVT Doppler Ultrasound	57	2%	
After Hours Fee 10pm-8am & Weekends	68	3%	
IV Therapy Treatment	40	2%	
Wound care	49	2%	
Abdominal Ultrasound	23	1%	
Pelvic Ultrasound	17	1%	
Cellulitis IV ABs Day 2/3/4 (excl ABs)	21	1%	
Abdominal Xray	14	1%	
GP Telephone Consultation	13	1%	
Musculoskeletal Xray	12	0%	
Rest Home	12	0%	
Renal/Kidney Ultrasound	11	0%	
ECG	10	0%	
Incision/Drainage	9	0%	
Cellulitis IV ABs Day 1 (excl ABs)	7	0%	
Musculoskeletal Ultrasound	7	0%	
Soft Tissue Ultrasound	6	0%	
Testicular Ultrasound	6	0%	
CT Scan	5	0%	
Carotid Doppler Ultrasound	3	0%	
Ultrasound Other	2	0%	
GP Home Visit	1	0%	
Home Care	1	0%	
Portable Xray	1	0%	
Private Hospital Care	1	0%	
Total	2409		

PRIMARY OPTIONS FOR ACUTE CARE - COUNTIES (POAC)

Period: 01 Jan 2012 to 31 Jan 2012

Generated at: Thu Feb 09 14:23:29 +1300 2012

Cost of Services (where invoiced in period)

	Count	Cost	Ave
Administration Fee	492	7615	15.00
GP Consultation	392	20962	53.00
Cellulitis IV ABs Day 1 (incl ABs)	204	29348	143.00
Cellulitis IV ABs Day 2/3/4 (incl ABs)	324	30100	92.00
Consumables/IV/Drugs	186	6461	34.00
Nurse Surgery Visit	180	3201	17.00
Chest Xray	105	10086	96.00
Practice Room Observation	130	6953	53.00
DVT Doppler Ultrasound	57	17972	315.00
After Hours Fee 10pm-8am & Weekends	68	1360	20.00
IV Therapy Treatment	40	1880	47.00
Wound care	49	324	6.00
Abdominal Ultrasound	23	6318	274.00
Pelvic Ultrasound	17	4096	240.00
Cellulitis IV ABs Day 2/3/4 (excl ABs)	21	1241	59.00
Abdominal Xray	14	1395	99.00
GP Telephone Consultation	13	85	6.00
Musculoskeletal Xray	12	1361	113.00
Rest Home	12	5088	424.00
Renal/Kidney Ultrasound	11	2593	235.00
ECG	10	351	35.00
Incision/Drainage	9	641	71.00
Cellulitis IV ABs Day 1 (excl ABs)	7	868	124.00
Musculoskeletal Ultrasound	7	1241	177.00
Soft Tissue Ultrasound	6	1165	194.00
Testicular Ultrasound	6	1480	246.00
CT Scan	5	1876	375.00
Carotid Doppler Ultrasound	3	920	306.00
Ultrasound Other	2	184	92.00
GP Home Visit	1	141	141.00
Home Care	1	236	236.00
Portable Xray	1	245	245.00
Private Hospital Care	1	417	417.00
Total	2409	168204	69.00

PRIMARY OPTIONS FOR ACUTE CARE - COUNTIES (POAC)

Period: 01 Jan 2012 to 31 Jan 2012

Generated at: Thu Feb 09 14:23:29 +1300 2012

Cost of Services by provisional Diagnosis (where referral made in period)

	Count	Cost	Ave
Cellulitis	240	70298	292.91
Respiratory Infections	98	14441	147.36
Other	69	9310	134.92
Deep Vein Thrombosis	55	18241	331.66
Dehydration	42	8949	213.06
Abdominal Pain NOS	41	8551	208.56
Musculo-skeletal	24	2066	86.07
Gastroenteritis	23	2898	125.98
Kidney/Urinary Infection	21	6991	332.88
Renal/Urological	15	4557	303.78
Fever Unknown Origin	13	1230	94.62
Neurological	13	2879	221.47
Chest Pain	12	1490	124.13
Gastroenterological	11	2426	220.54
Gynaecological	10	2807	280.66
Congestive Heart Failure	8	1245	155.63
Other Infection	7	2011	287.35
Allergy/Anaphylaxis	6	923	153.75
ENT	3	436	145.33
Psychological/Social	3	1323	440.94
Unconfirmed	3	0	0.00
Asthma	2	202	100.89
Cancer	2	621	310.38
Cardiac Other	2	729	364.43
Chronic Obstructive Airways Disease	2	373	186.44
Viral Illness	2	91	45.50
Pleurisy/Pleural Effusion	1	76	75.64
Total	728	165160	226.87

PRIMARY OPTIONS FOR ACUTE CARE - COUNTIES (POAC)

Period: 01 Jan 2012 to 31 Jan 2012

Generated at: Thu Feb 09 14:23:29 +1300 2012

Cost of Services by final Diagnosis (where referral made in period)




















	Count	Cost	Ave
(pending)	220	30778	139.90
Cellulitis	197	71696	363.94
Other	68	11520	169.41
Respiratory Infections	54	11597	214.76
Dehydration	39	8470	217.18
Musculo-skeletal	24	5658	235.75
Gastroenteritis	22	3021	137.31
Abdominal Pain NOS	15	3950	263.35
Kidney/Urinary Infection	13	5178	398.30
Gastroenterological	9	2191	243.46
Fever Unknown Origin	7	798	113.98
Gynaecological	7	1962	280.31
Neurological	7	1543	220.36
Renal/Urological	7	2473	353.34
Allergy/Anaphylaxis	6	923	153.75
Chest Pain	6	1049	174.76
Deep Vein Thrombosis	5	1647	329.32
ENT	5	1046	209.20
Other Infection	4	1030	257.55
Congestive Heart Failure	3	393	130.91
Viral Illness	3	423	141.01
Asthma	2	217	108.64
Chronic Obstructive Airways Disease	2	488	243.94
Cancer	1	518	517.77
Pleurisy/Pleural Effusion	1	89	89.00
Unconfirmed	1	372	371.94
Total	728	169028	232.18

PRIMARY OPTIONS FOR ACUTE CARE - COUNTIES (POAC)

Period: 01 Jul 2011 to 31 Jan 2012

Generated at: Thu Feb 09 14:31:55 +1300 2012

Referrals Trends























2010-7	637	
2010-8	759	
2010-9	684	
2010-10	646	
2010-11	713	
2010-12	589	
2011-1	587	
2011-2	650	
2011-3	733	
2011-4	593	
2011-5	739	
2011-6	728	
2011-7	803	
2011-8	818	
2011-9	1033	
2011-10	856	
2011-11	882	
2011-12	768	
2012-1	728	

PRIMARY OPTIONS FOR ACUTE CARE - COUNTIES (POAC)



Period: 01 Jul 2011 to 31 Jan 2012

Generated at: Thu Feb 09 14:31:55 +1300 2012

Referrals By Provisional Diagnosis

Cellulitis	1618	27%	
Respiratory Infections	1249	21%	
Other	417	7%	
Abdominal Pain NOS	368	6%	
Deep Vein Thrombosis	341	6%	
Dehydration	299	5%	
Fever Unknown Origin	156	3%	
Musculo-skeletal	151	3%	
Chest Pain	136	2%	
Gastroenteritis	129	2%	
Renal/Urological	126	2%	
Kidney/Urinary Infection	122	2%	
Gastroenterological	105	2%	
Congestive Heart Failure	91	2%	
Gynaecological	89	2%	
ENT	85	1%	
Asthma	72	1%	
Neurological	56	1%	
Chronic Obstructive Airways Disease	52	1%	
Other Infection	52	1%	
Cardiac Other	40	1%	
Unconfirmed	31	1%	
Psychological/Social	24	0%	
Viral Illness	23	0%	
Allergy/Anaphylaxis	20	0%	
Pleurisy/Pleural Effusion	18	0%	
Cancer	8	0%	
Diabetes	8	0%	
Angina	2	0%	
Total	5888		

Referrals by Outcome Result

Managed successfully in Primary Care	4532	89%	
Admitted to Hospital	584	11%	
Total	5116		

PRIMARY OPTIONS FOR ACUTE CARE - COUNTIES (POAC)

Period: 01 Jul 2011 to 31 Jan 2012

Generated at: Thu Feb 09 14:31:55 +1300 2012

Referrals By Initiator

GP	5355	91%	
St John	270	5%	
Hosp Ward	152	3%	
Hosp ED	111	2%	
Total	5888		

Referrals By Age

00..15	669	11%	
16..40	1863	32%	
41..60	1559	26%	
61..70	690	12%	
71+	1107	19%	
Total	5888		

Referrals By Age (5y)







00..04	358	6%	
05..09	154	3%	
10..14	117	2%	
15..19	314	5%	
20..24	385	7%	
25..29	387	7%	
30..34	365	6%	
35..39	374	6%	
40..44	421	7%	
45..49	393	7%	
50..54	384	7%	
55..59	378	6%	
60..64	352	6%	
65..69	333	6%	
70..74	334	6%	
75..79	279	5%	
80..84	310	5%	
85+	250	4%	
Total	5888		

PRIMARY OPTIONS FOR ACUTE CARE - COUNTIES (POAC)

Period: 01 Jul 2011 to 31 Jan 2012

Generated at: Thu Feb 09 14:31:55 +1300 2012

Referrals By Ethnicity
























European	2523	43%	
Pacific Islands	1668	28%	
Maori	744	13%	
Asian	588	10%	
(unknown)	227	4%	
Other	138	2%	
Total	5888		

PRIMARY OPTIONS FOR ACUTE CARE - COUNTIES (POAC)

Period: 01 Jul 2011 to 31 Jan 2012

Generated at: Thu Feb 09 14:31:55 +1300 2012

Referrals By Final Diagnosis

Cellulitis	1564	30%	
Respiratory Infections	1032	20%	
Other	568	11%	
Dehydration	277	5%	
Abdominal Pain NOS	224	4%	
Musculo-skeletal	161	3%	
Gastroenteritis	142	3%	
Fever Unknown Origin	131	3%	
Gastroenterological	121	2%	
Kidney/Urinary Infection	104	2%	
Renal/Urological	103	2%	
Asthma	87	2%	
Gynaecological	81	2%	
Chest Pain	80	2%	
Congestive Heart Failure	75	1%	
Deep Vein Thrombosis	69	1%	
ENT	69	1%	
Chronic Obstructive Airways Disease	52	1%	
Other Infection	41	1%	
Cardiac Other	37	1%	
Viral Illness	37	1%	
Neurological	35	1%	
Unconfirmed	30	1%	
Allergy/Anaphylaxis	20	0%	
Pleurisy/Pleural Effusion	17	0%	
Psychological/Social	14	0%	
Cancer	10	0%	
Angina	6	0%	
Diabetes	4	0%	
Total	5191		

PRIMARY OPTIONS FOR ACUTE CARE - COUNTIES (POAC)

Period: 01 Jul 2011 to 31 Jan 2012

Generated at: Thu Feb 09 14:31:55 +1300 2012

Referrals By Provisional Diagnosis and Age

	00..15	16..40	41..60	61..70	71+	Total
Cellulitis	64	679	541	161	173	1618
Respiratory Infections	271	239	307	171	261	1249
Dehydration	26	170	53	19	31	299
Abdominal Pain NOS	12	169	134	25	28	368
Other	50	96	86	53	132	417
Fever Unknown Origin	130	12	4	5	5	156
Deep Vein Thrombosis	2	42	88	80	129	341
Gynaecological	3	65	16	2	3	89
Gastroenteritis	18	57	33	10	11	129
Congestive Heart Failure	0	3	11	21	56	91
Musculo-skeletal	15	28	33	22	53	151
Renal/Urological	1	51	45	12	17	126
ENT	18	49	15	1	2	85
Chest Pain	2	41	41	23	29	136
Kidney/Urinary Infection	2	37	38	13	32	122
Gastroenterological	2	31	28	15	29	105
Chronic Obstructive Airways Disease	0	0	9	18	25	52
Asthma	23	19	15	9	6	72
Cardiac Other	0	3	7	7	23	40
Neurological	0	22	13	7	14	56
Other Infection	6	19	16	5	6	52
Psychological/Social	0	2	3	2	17	24
Viral Illness	12	6	1	0	4	23
Allergy/Anaphylaxis	2	11	7	0	0	20
Unconfirmed	10	6	6	2	7	31
Pleurisy/Pleural Effusion	0	5	6	4	3	18
Cancer	0	0	2	1	5	8
Diabetes	0	1	1	2	4	8
Angina	0	0	0	0	2	2
Total	669	1863	1559	690	1107	5888

PRIMARY OPTIONS FOR ACUTE CARE - COUNTIES (POAC)

Period: 01 Jul 2011 to 31 Jan 2012

Generated at: Thu Feb 09 14:31:55 +1300 2012

Referrals By Provisional Diagnosis and Ethnicity





























	1 - European	2 - Maori	3 - Pacific Islands	4 - Asian	5 - Other	[unknown]	Total
Cellulitis	567	238	675	83	24	31	1618
Respiratory Infections	448	175	384	140	31	71	1249
Deep Vein Thrombosis	238	35	30	25	8	5	341
Other	238	44	57	40	12	26	417
Abdominal Pain NOS	145	41	86	67	19	10	368
Dehydration	133	16	82	53	6	9	299
Musculo-skeletal	89	18	23	8	1	12	151
Fever Unknown Origin	13	24	83	26	4	6	156
Gastroenteritis	78	7	23	14	1	6	129
Kidney/Urinary Infection	65	13	21	15	3	5	122
Renal/Urological	65	8	17	23	6	7	126
Chest Pain	64	17	30	14	5	6	136
Gastroenterological	63	8	14	12	4	4	105
Congestive Heart Failure	42	18	25	3	0	3	91
Neurological	34	4	5	8	0	5	56
Chronic Obstructive Airways Disease	33	6	9	3	0	1	52
Asthma	32	17	14	5	1	3	72
Gynaecological	30	20	19	15	4	1	89
ENT	28	16	27	6	3	5	85
Cardiac Other	26	2	7	5	0	0	40
Other Infection	26	6	11	5	4	0	52
Psychological/Social	16	1	3	2	0	2	24
Unconfirmed	4	5	14	4	0	4	31
Viral Illness	14	2	3	3	1	0	23
Pleurisy/Pleural Effusion	10	1	3	1	1	2	18
Allergy/Anaphylaxis	7	1	2	8	0	2	20
Cancer	7	0	1	0	0	0	8
Diabetes	6	1	0	0	0	1	8
Angina	2	0	0	0	0	0	2
Total	2523	744	1668	588	138	227	5888

PRIMARY OPTIONS FOR ACUTE CARE - COUNTIES (POAC)

Period: 01 Jul 2011 to 31 Jan 2012

Generated at: Thu Feb 09 14:31:55 +1300 2012

Admissions By Final Diagnosis (chart as % of referrals)







Cellulitis	179	11%	
Respiratory Infections	109	10%	
Other	60	10%	
Gastroenterological	32	26%	
Abdominal Pain NOS	27	12%	
Deep Vein Thrombosis	25	37%	
Dehydration	25	9%	
Congestive Heart Failure	15	20%	
Fever Unknown Origin	12	9%	
Renal/Urological	11	10%	
Kidney/Urinary Infection	10	9%	
ENT	9	13%	
Asthma	7	8%	
Cardiac Other	7	18%	
Chronic Obstructive Airways Disease	7	13%	
Gynaecological	7	8%	
Other Infection	7	17%	
Gastroenteritis	6	4%	
Cancer	4	40%	
Chest Pain	4	5%	
Musculo-skeletal	4	2%	
Pleurisy/Pleural Effusion	4	23%	
Viral Illness	4	10%	
Allergy/Anaphylaxis	2	10%	
Neurological	2	5%	
Psychological/Social	2	14%	
Unconfirmed	2	6%	
Angina	1	16%	
Diabetes	0	0%	

PRIMARY OPTIONS FOR ACUTE CARE - COUNTIES (POAC)






Period: 01 Jul 2011 to 31 Jan 2012

Generated at: Thu Feb 09 14:31:55 +1300 2012

Admissions By Ethnicity (chart as % of referrals)

European	273	10%	
Pacific Islands	148	8%	
Maori	83	11%	
Asian	49	8%	
Other	17	12%	
(unknown)	14	6%	

Admissions By Age (chart as % of referrals)

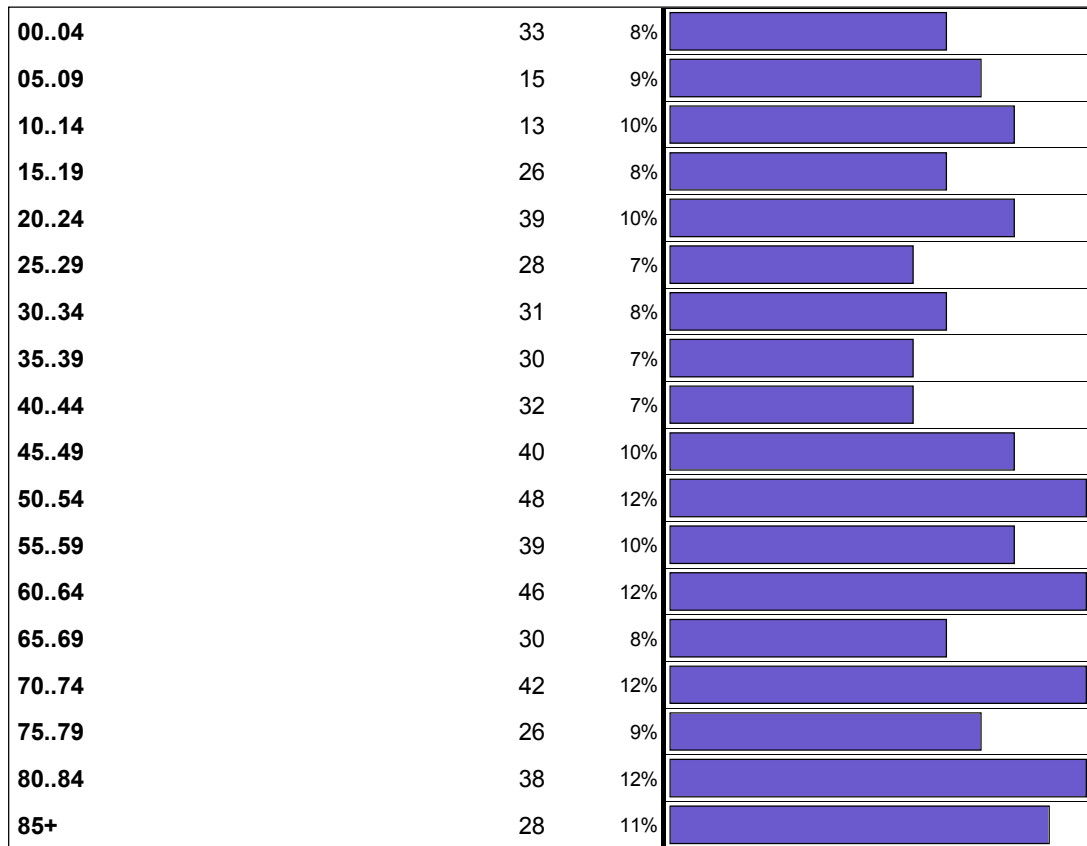
00..15	64	9%	
16..40	159	8%	
41..60	161	10%	
61..70	74	10%	
71+	126	11%	

PRIMARY OPTIONS FOR ACUTE CARE - COUNTIES (POAC)

Period: 01 Jul 2011 to 31 Jan 2012

Generated at: Thu Feb 09 14:31:55 +1300 2012

Admissions By Age (5y) (chart as % of referrals)



PRIMARY OPTIONS FOR ACUTE CARE - COUNTIES (POAC)

Period: 01 Jul 2011 to 31 Jan 2012

Generated at: Thu Feb 09 14:31:55 +1300 2012

Referrals With Diagnostic Procedure (chart as % of referrals)

Chest Xray	1358	23%	
DVT Doppler Ultrasound	353	5%	
Abdominal Ultrasound	202	3%	
Pelvic Ultrasound	170	2%	
ECG	159	2%	
Abdominal Xray	126	2%	
Musculoskeletal Xray	116	1%	
Renal/Kidney Ultrasound	114	1%	
Soft Tissue Ultrasound	44	0%	
Musculoskeletal Ultrasound	38	0%	
Testicular Ultrasound	32	0%	
CT Scan	22	0%	
Carotid Doppler Ultrasound	13	0%	
Portable Xray	7	0%	
Ultrasound Other	5	0%	
Liver Ultrasound	3	0%	
CT Head	2	0%	
CT Chest	1	0%	

PRIMARY OPTIONS FOR ACUTE CARE - COUNTIES (POAC)

Period: 01 Jul 2011 to 31 Jan 2012

Generated at: Thu Feb 09 14:31:55 +1300 2012

Services (where invoiced in period)

Service	Count	Percentage	Bar
Administration Fee	4874	22%	
GP Consultation	4084	19%	
Cellulitis IV ABs Day 1 (incl ABs)	1461	7%	
Chest Xray	1358	6%	
Nurse Surgery Visit	1947	9%	
Cellulitis IV ABs Day 2/3/4 (incl ABs)	2358	11%	
Consumables/IV/Drugs	1278	6%	
Practice Room Observation	939	4%	
DVT Doppler Ultrasound	353	2%	
IV Therapy Treatment	541	2%	
After Hours Fee 10pm-8am & Weekends	438	2%	
Abdominal Ultrasound	202	1%	
Pelvic Ultrasound	170	1%	
Rest Home	173	1%	
Wound care	409	2%	
ECG	159	1%	
Abdominal Xray	126	1%	
GP Telephone Consultation	140	1%	
Renal/Kidney Ultrasound	114	1%	
Musculoskeletal Xray	116	1%	
Cellulitis IV ABs Day 2/3/4 (excl ABs)	147	1%	
Cellulitis IV ABs Day 1 (excl ABs)	74	0%	
Incision/Drainage	70	0%	
Taxi	67	0%	
Soft Tissue Ultrasound	44	0%	
Musculoskeletal Ultrasound	38	0%	
Testicular Ultrasound	32	0%	
Private Hospital Care	32	0%	
GP Home Visit	41	0%	
CT Scan	22	0%	
Home Care	18	0%	
Carotid Doppler Ultrasound	13	0%	
Ambulance	11	0%	
Portable Xray	7	0%	
Ultrasound Other	5	0%	
Liver Ultrasound	3	0%	
Nurse Home Visit	8	0%	
CT Head	2	0%	

CT Chest	1	0%	
Equipment Hire	1	0%	
Total	21876		

PRIMARY OPTIONS FOR ACUTE CARE - COUNTIES (POAC)

Period: 01 Jul 2011 to 31 Jan 2012

Generated at: Thu Feb 09 14:31:55 +1300 2012

Cost of Services (where invoiced in period)

	Count	Cost	Ave
Administration Fee	4874	74702	15.00
GP Consultation	4084	192219	47.00
Cellulitis IV ABs Day 1 (incl ABs)	1461	207730	142.00
Chest Xray	1358	124409	91.00
Nurse Surgery Visit	1947	32397	16.00
Cellulitis IV ABs Day 2/3/4 (incl ABs)	2358	216253	91.00
Consumables/IV/Drugs	1278	38160	29.00
Practice Room Observation	939	61004	64.00
DVT Doppler Ultrasound	353	107183	303.00
IV Therapy Treatment	541	25665	47.00
After Hours Fee 10pm-8am & Weekends	438	8849	20.00
Abdominal Ultrasound	202	56675	280.00
Pelvic Ultrasound	170	43100	253.00
Rest Home	173	70334	406.00
Wound care	409	2879	7.00
ECG	159	5295	33.00
Abdominal Xray	126	11940	94.00
GP Telephone Consultation	140	1131	8.00
Renal/Kidney Ultrasound	114	24507	214.00
Musculoskeletal Xray	116	12117	104.00
Cellulitis IV ABs Day 2/3/4 (excl ABs)	147	10290	70.00
Cellulitis IV ABs Day 1 (excl ABs)	74	9150	123.00
Incision/Drainage	70	5214	74.00
Taxi	67	4720	70.00
Soft Tissue Ultrasound	44	7361	167.00
Musculoskeletal Ultrasound	38	7066	185.00
Testicular Ultrasound	32	7348	229.00
Private Hospital Care	32	17834	557.00
GP Home Visit	41	3051	74.00
CT Scan	22	12377	562.00
Home Care	18	3209	178.00
Carotid Doppler Ultrasound	13	4473	344.00
Ambulance	11	1595	145.00
Portable Xray	7	1837	262.00
Ultrasound Other	5	593	118.00
Liver Ultrasound	3	782	260.00
Nurse Home Visit	8	581	72.00
CT Head	2	1516	758.00
CT Chest	1	511	511.00
Equipment Hire	1	1180	1180.00

Total	21876	1417237	64.00
--------------	--------------	----------------	--------------

PRIMARY OPTIONS FOR ACUTE CARE - COUNTIES (POAC)

Period: 01 Jul 2011 to 31 Jan 2012

Generated at: Thu Feb 09 14:31:55 +1300 2012

Cost of Services by provisional Diagnosis (where referral made in period)

	Count	Cost	Ave
Cellulitis	1618	519511	321.08
Respiratory Infections	1249	213007	170.54
Other	417	80395	192.79
Abdominal Pain NOS	368	101380	275.49
Deep Vein Thrombosis	341	110068	322.78
Dehydration	299	54659	182.81
Fever Unknown Origin	156	23489	150.57
Musculo-skeletal	151	28181	186.63
Chest Pain	136	20165	148.27
Gastroenteritis	129	16320	126.51
Renal/Urological	126	33983	269.71
Kidney/Urinary Infection	122	32673	267.81
Gastroenterological	105	23702	225.73
Congestive Heart Failure	91	14741	161.99
Gynaecological	89	24998	280.88
ENT	85	19814	233.10
Asthma	72	10886	151.19
Neurological	56	15599	278.56
Chronic Obstructive Airways Disease	52	12315	236.82
Other Infection	52	13088	251.69
Cardiac Other	40	7993	199.83
Unconfirmed	31	3601	116.15
Psychological/Social	24	9377	390.69
Viral Illness	23	3170	137.84
Allergy/Anaphylaxis	20	2523	126.15
Pleurisy/Pleural Effusion	18	2463	136.82
Cancer	8	2648	331.00
Diabetes	8	1227	153.35
Angina	2	745	372.45
Total	5888	1402721	238.23

PRIMARY OPTIONS FOR ACUTE CARE - COUNTIES (POAC)

Period: 01 Jul 2011 to 31 Jan 2012

Generated at: Thu Feb 09 14:31:55 +1300 2012

Cost of Services by final Diagnosis (where referral made in period)

	Count	Cost	Ave
Cellulitis	1542	536240	347.76
Respiratory Infections	1013	189816	187.38
(pending)	768	133101	173.31
Other	560	114547	204.55
Dehydration	267	48931	183.26
Abdominal Pain NOS	221	63502	287.34
Musculo-skeletal	160	40946	255.91
Gastroenteritis	142	20509	144.43
Fever Unknown Origin	128	19538	152.64
Gastroenterological	120	31733	264.44
Kidney/Urinary Infection	103	28428	276.00
Renal/Urological	103	28145	273.25
Asthma	86	13467	156.60
Gynaecological	81	24097	297.50
Chest Pain	80	11443	143.04
Congestive Heart Failure	74	12912	174.48
Deep Vein Thrombosis	69	23451	339.87
ENT	69	15399	223.18
Chronic Obstructive Airways Disease	51	9370	183.73
Other Infection	41	9855	240.36
Cardiac Other	37	4842	130.86
Viral Illness	37	5122	138.43
Neurological	35	10003	285.81
Unconfirmed	30	7195	239.85
Allergy/Anaphylaxis	20	2950	147.51
Pleurisy/Pleural Effusion	17	2922	171.87
Psychological/Social	14	5228	373.42
Cancer	10	4330	433.05
Angina	6	998	166.34
Diabetes	4	516	128.90
Total	5888	1419538	241.09